



COMPASS

November 2021

Branchburg Market Insights

Branchburg

NOVEMBER 2021

UNDER CONTRACT

25
Total
Properties

\$474K
Average
Price

\$479K
Median
Price

14%
Increase From
Nov 2020

1%
Increase From
Nov 2020

7%
Increase From
Nov 2020

UNITS SOLD

16
Total
Properties

\$450K
Average
Price

\$448K
Median
Price

-30%
Decrease From
Nov 2020

-12%
Decrease From
Nov 2020

-13%
Decrease From
Nov 2020

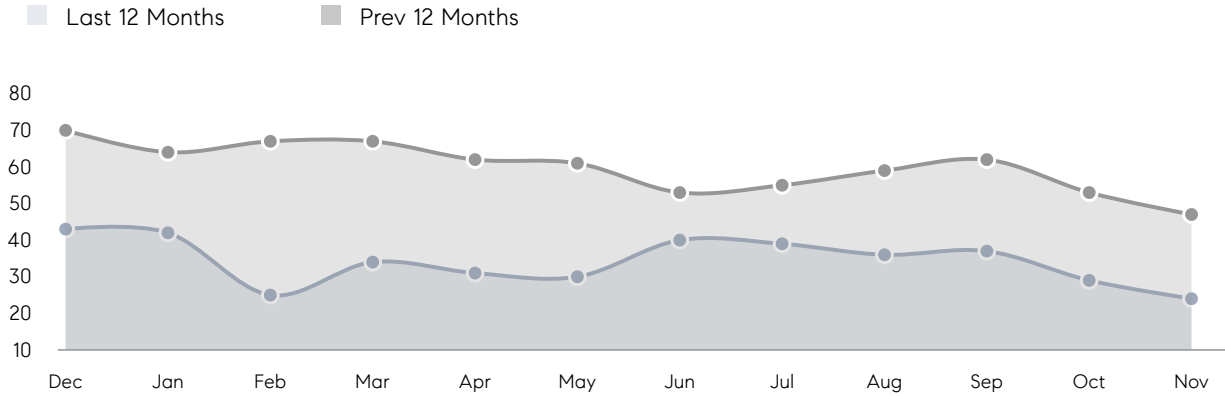
Property Statistics

| | | Nov 2021 | Nov 2020 | % Change |
|----------------|--------------------|-----------|-----------|----------|
| Overall | AVERAGE DOM | 27 | 48 | -44% |
| | % OF ASKING PRICE | 102% | 99% | |
| | AVERAGE SOLD PRICE | \$450,463 | \$513,983 | -12.4% |
| | # OF CONTRACTS | 25 | 22 | 13.6% |
| | NEW LISTINGS | 24 | 19 | 26% |
| Houses | AVERAGE DOM | 20 | 47 | -57% |
| | % OF ASKING PRICE | 101% | 100% | |
| | AVERAGE SOLD PRICE | \$501,390 | \$558,058 | -10% |
| | # OF CONTRACTS | 14 | 14 | 0% |
| | NEW LISTINGS | 14 | 12 | 17% |
| Condo/Co-op/TH | AVERAGE DOM | 39 | 53 | -26% |
| | % OF ASKING PRICE | 102% | 97% | |
| | AVERAGE SOLD PRICE | \$365,583 | \$304,625 | 20% |
| | # OF CONTRACTS | 11 | 8 | 38% |
| | NEW LISTINGS | 10 | 7 | 43% |

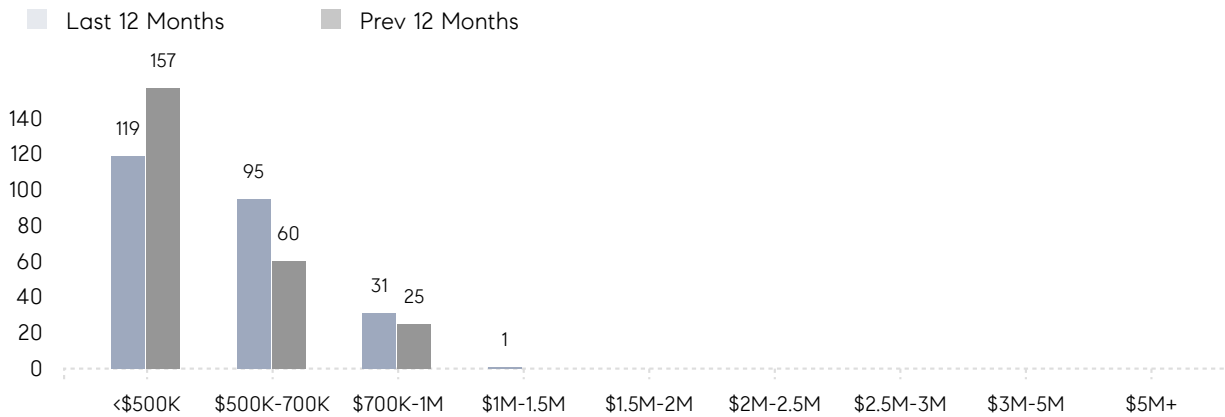
Branchburg

NOVEMBER 2021

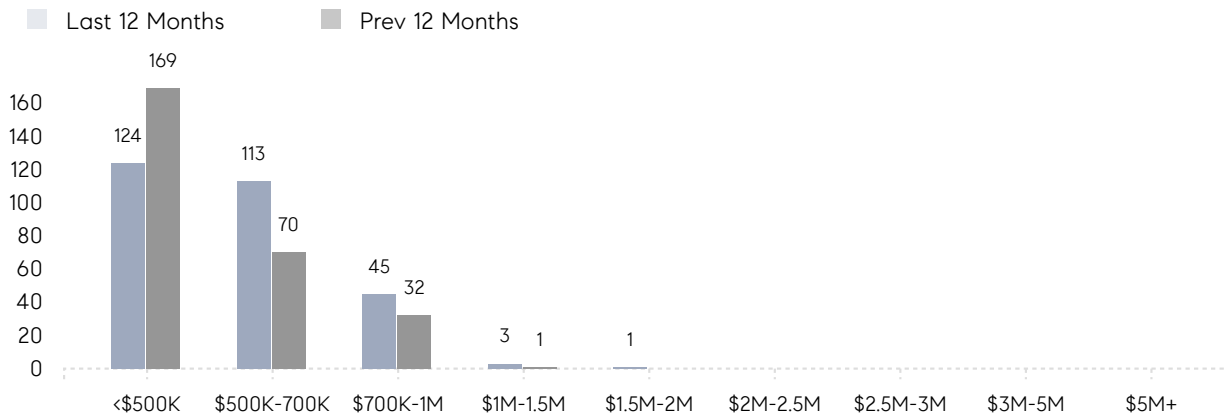
Monthly Inventory



Contracts By Price Range



Listings By Price Range





COMPASS

Compass makes no representations or warranties, express or implied, with respect to future market conditions or prices of residential product at the time the subject property or any competitive property is complete and ready for occupancy or with respect to any report, study, finding, recommendation or other information provided by Compass herein. Moreover, no warranty, express or implied, is made or should be assumed regarding the accuracy, adequacy, completeness, legality, reliability, merchantability or fitness for a particular purpose of any information, in part or whole, contained herein. All material is presented with the understanding that Compass shall not be deemed to provide legal, accounting or other professional services. This is not intended to solicit the purchase or sale of any property. Any and all such warranties are hereby expressly disclaimed. Equal Housing Opportunity.

© Compass. All Rights Reserved. This information may not be copied, used or distributed without Compass' consent.